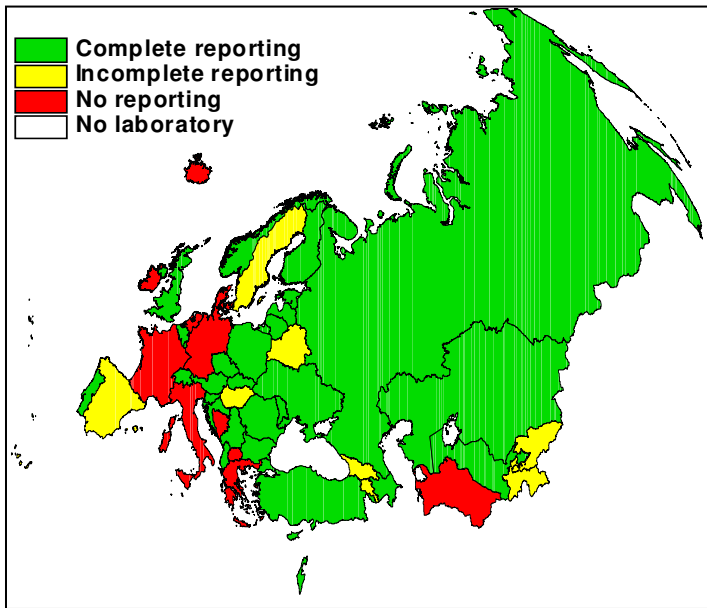


Measles and Rubella Bulletin 13 September 2006

Vaccine-preventable Diseases and Immunization Programme
Division of Health Programmes

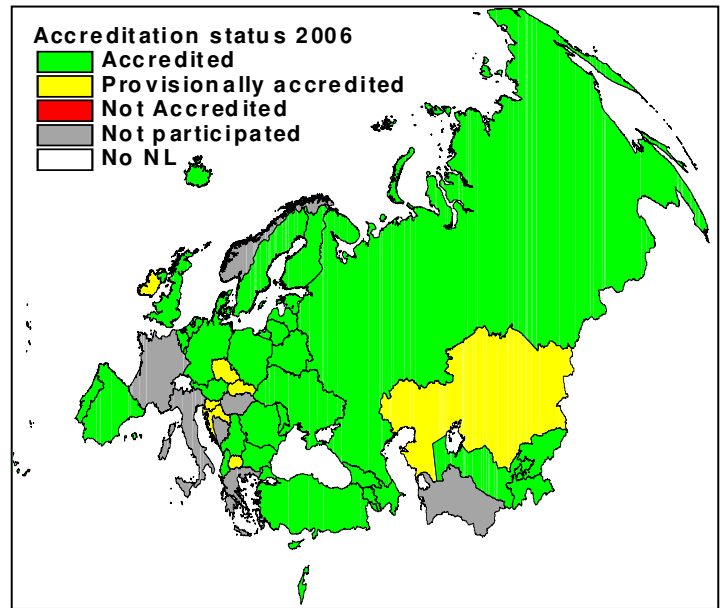
WHO European Region Measles/Rubella Laboratory Network Indicators

Completeness of reporting monthly aggregate laboratory data by the National Measles/Rubella Laboratories, 2006

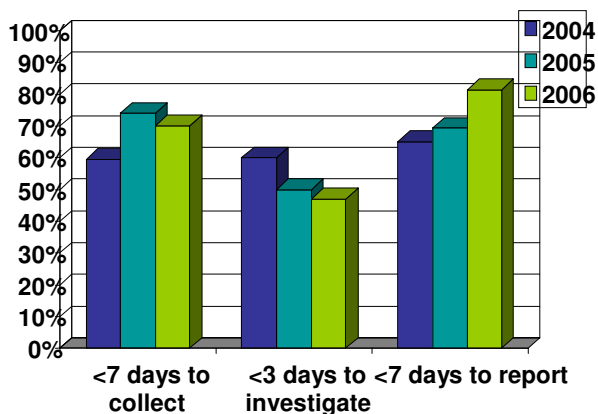


Complete = all monthly reports were received

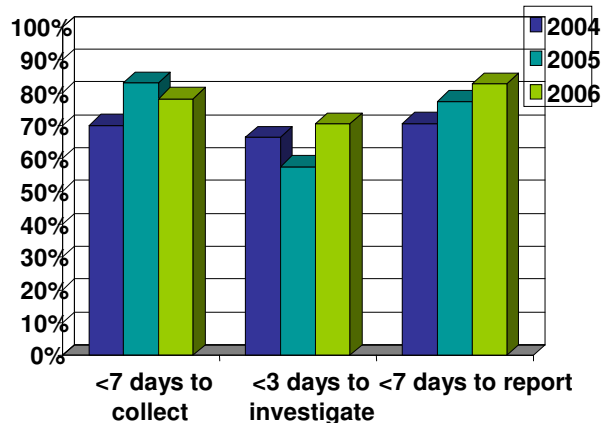
Accreditation status of the National Measles/Rubella Laboratories, 2006



Laboratory timeliness indicators for measles, 2004-2006



Laboratory timeliness indicators for rubella, 2004-2006



Sample collection <7 days after date of rash onset; laboratory investigation <3 days upon specimen arrival in the laboratory; and reporting laboratory results in <7 days to the national public health authorities.

Table 1: Classification of reported measles and rubella cases, January - August 2006

Country	Measles cases in 2006				Last measles case (month/year)	Rubella cases in 2006				Last rubella case (month/year)
	Lab	E-Link	Clinic	Total		Lab	E-Link	Clinic	Total	
Albania	14	5		19	Jul-06					
Andorra			2	2	Apr-06	16	1	3	20	May-06
Armenia	15		112	127	Jun-06					
Austria*	11		11	22	Jun-06					
Azerbaijan	20		211	231	Jun-06					
Belarus	109		8	117	Jul-06					
Belgium*	8		6	14	Jun-06					
Bosnia and Herzegovina			8	8	Mar-06					
Bulgaria	1			1	Jul-06	1			1	Jun-06
Croatia*				0	Jan-04					
Cyprus				0	Jun-05					
Czech Republic			6	6	May-06					
Denmark*	25	1		26	Jul-06					
Estonia	27			27	May-06					
Finland*				0	May-05					
France*	12		22	34	Jul-06					
Georgia	8		298	306	Jul-06					
Germany*	788		1407	2195	Jul-06					
Greece*	149		204	353	May-06					
Hungary	1		1	2	Mar-06					
Iceland*				0						
Ireland*	14		42	56	Jul-06					
Israel	7		1	8	May-06					
Italy*				13	Apr-06					
Kazakhstan	78		21	99	Jul-06					
Kyrgyzstan	11			11	Apr-06					
Latvia	5		1	6	Jul-06			6	6	Apr-06
Lithuania				0	Mar-04					
Luxembourg*	6		1	7	Apr-06					
Malta*				0	May-05					
Monaco	No report received in 2006									
Netherlands*				0	Nov-05					
Norway*				0	Apr-04					
Poland	72		34	106	Jul-06					
Portugal*				0	Jul-05					
Republic of Moldova	4		13	17	Apr-06					
Romania	906	38	36	980	Aug-06					
Russian Federation	927		41	968	Jul-06					
San Marino	No report received in 2006									
Serbia				0	Oct-05					
Slovakia				0	Mar-04					
Slovenia				0						
Spain*	216	10	5	231	Jul-06					
Sweden*	14			14	Apr-06					
Switzerland*	27		14	41	Jul-06					
Tajikistan	3			3	May-06					
TfYRMacedonia			1	1	Mar-06					
Turkey	2		692	694	Jun-06					
Turkmenistan	No report received in 2006				Jul-04					
Ukraine	665		42390	43055	Jul-06					
United Kingdom*	728		1	729	Jul-06					
Uzbekistan	212		552	764	Jul-06					
TOTAL	5085	54	46141	51293		17	1	9	27	

Data source: country reports sent to WHO on a monthly basis *Data reported to WHO by EUVAC.net

Table 2: Infection source of measles cases, July - August 2006

Country	Measles				Country	Measles			
	Imported	Import related	Unknown	Indigenous		Imported	Import related	Unknown	Indigenous
Albania		1	18		Israel				8
Andorra	1			1	Kazakhstan				99
Armenia				127	Kyrgyzstan	1		2	8
Austria				22	Latvia	3			3
Azerbaijan				231	Luxembourg				7
Belarus				117	Poland				106
Belgium			11	3	Republic of Moldova				17
Bosnia and Herzegovina				8	Romania				980
Bulgaria	1				Russian Federation				968
Czech Republic	4			2	Spain	15		216	
Denmark	4			22	Sweden	8		6	
Estonia	2			25	Switzerland				41
France				34	Tajikistan				3
Georgia				306	TfYRMacedonia				1
Germany				2195	Turkey				694
Greece				353	Ukraine				43055
Hungary	1		1		United Kingdom				729
Ireland				56	Uzbekistan				764
Italy				13					

Data source: monthly reports sent to WHO on a monthly basis

Cases not specifically reported as imported, import related or unknown are showing on the table as indigenous.

Website: <http://www.euro.who.int/vaccine>
 CISID: <http://data.euro.who.int/cisid>
 Contact: measles@euro.who.int